

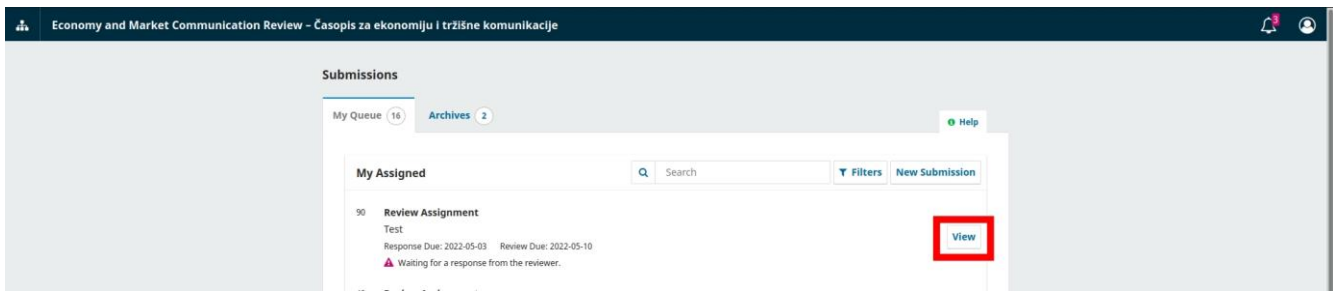
Instruction for use OJS program at www.emc-user.com if you logged in as reviewer.

First, if you don't have account make one with Register button.

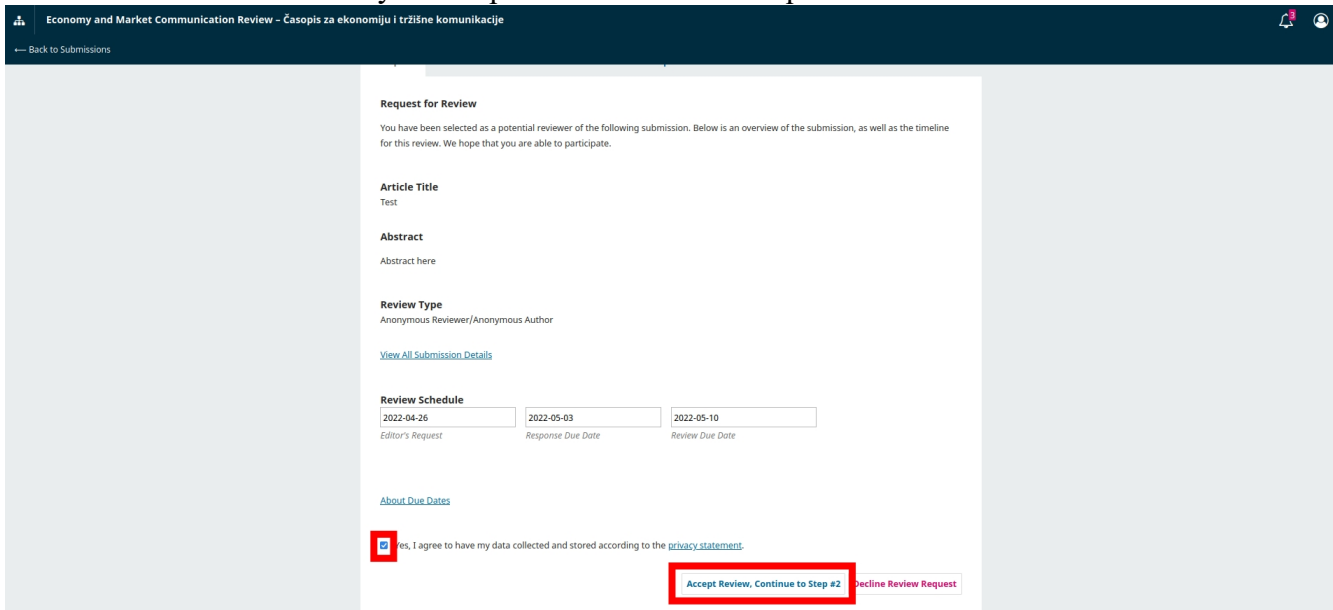
The screenshot shows the homepage of the OJS system. At the top, there is a navigation bar with 'Announcements' and 'About' links, and 'Register' and 'Login' buttons. A search bar is also present. The main content area is divided into two columns. The left column features a 'Submissions' section with a button to 'Make a new submission or view your pending submissions.' Below this is a 'Submission Preparation Checklist' with several items: page format (A4, single spacing, 2.5 cm margins, Times New Roman 12 font), writing software (MS Office Word 95 and later), title formatting (capital letters, bold, font size 16), reference style (APA), and chapter headings (bold, numbered). The right column contains three panels: 'Current Issue' with a table of issues, 'Language' with 'Srpski' and 'English' options, and 'Information' with links for 'For Readers', 'For Authors', and 'For Reviewer'. A 'Make a Submission' button is located at the bottom of the right column.

The screenshot shows the registration form on the OJS website. The browser address bar indicates the URL is <https://emc-user.com/index.php/casopis/user/register>. The form is titled 'Profile' and includes fields for 'Given Name' (filled with 'Test'), 'Family Name' (filled with 'testino'), 'Affiliation' (filled with 'apeiron'), and 'Country' (a dropdown menu set to 'Bosnia and Herzegovina'). Below these is a 'Login' section with fields for 'Email' (filled with 'djukasas@yahoo.com'), 'Username' (filled with 'smallcaps'), 'Password', and 'Repeat password'. At the bottom of the form, there are two checkboxes: the first is checked and labeled 'Yes, I agree to have my data collected and stored according to the privacy statement.', and the second is unchecked and labeled 'Yes, I would like to be notified of new publications and announcements.'. 'Register' and 'Login' buttons are at the very bottom. The right side of the page is identical to the previous screenshot, showing the 'Current Issue', 'Language', and 'Information' panels.

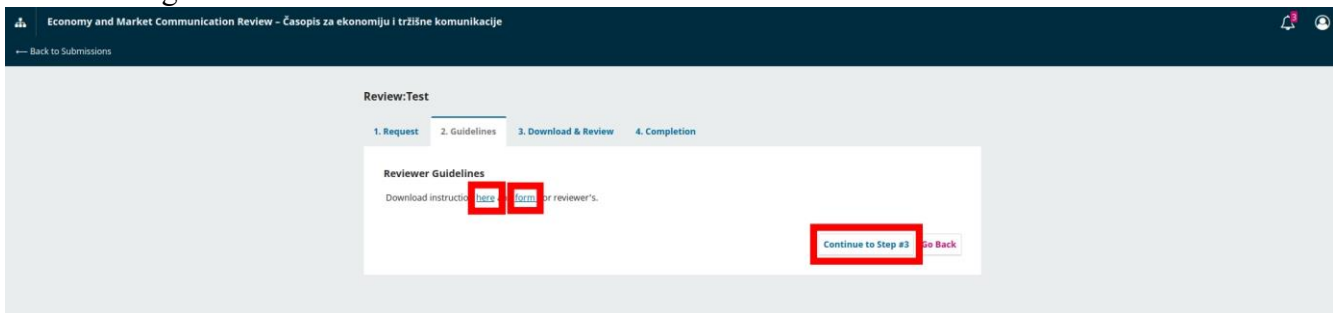
While you are logged in click on the field marked as “View” as shown:



Then mark the field whether you accept or decline review request



You are obliged to follow the instructions and Reviewer Guidelines



After you have made review upload review files


Economy and Market Communication Review – Časopis za ekonomiju i tržišne komunikacije

← Back to Submissions

Review:Test

1. Request 2. Guidelines 3. Download & Review 4. Completion


Review Files [Search](#)

 204 test.docx	April 26, 2022	Paper with author names and affiliate
---	----------------	---------------------------------------

Reviewer Guidelines
[Review Guidelines](#)

Review
Enter (or paste) your review of this submission into the form below.

For author and editor



And make reviewer recommendation by choosing one of the options on the marked menu, then click “Submit review”

Economy and Market Communication Review – Časopis za ekonomiju i tržišne komunikacije

← Back to Submissions

Upload
Upload files you would like the editor and/or author to consult, including revised versions of the original review file(s).

Reviewer Files [Search](#) [Upload File](#)

No Files

Review Discussions [Add discussion](#)

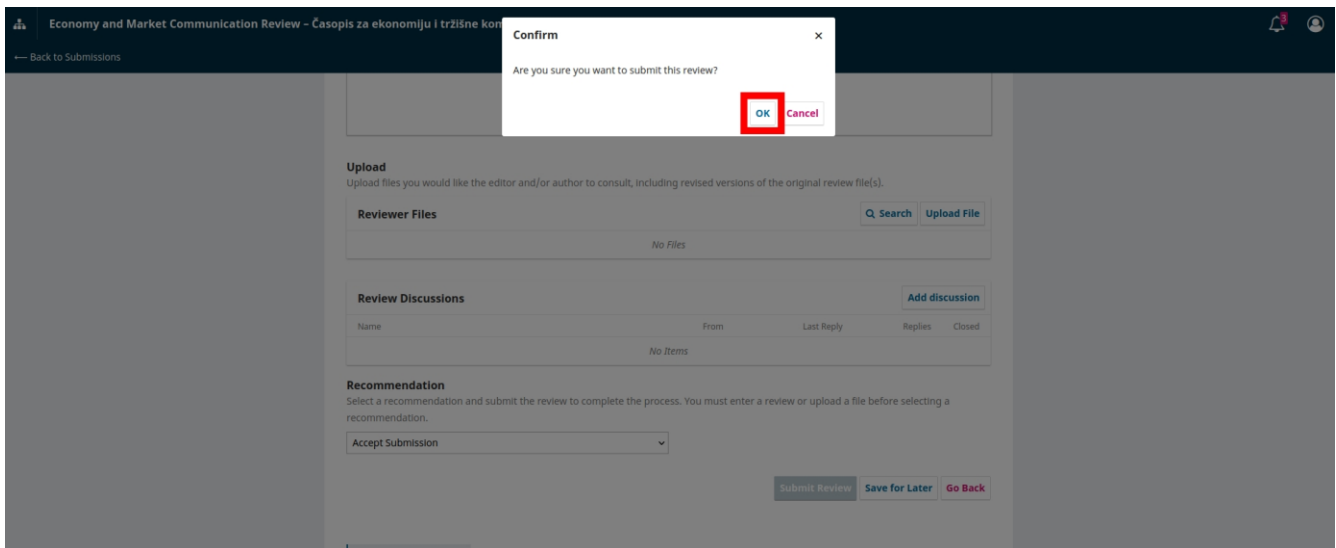
Name	From	Last Reply	Replies	Closed
No Items				

Recommendation
Select a recommendation and submit the review to complete the process. You must enter a review or upload a file before selecting a recommendation.

Choose One
* This field is required.

[Submit Review](#) [Save for Later](#) [Go Back](#)

* Denotes required field



You can login into your account to check whether you have some new notification

